

[Print Form\(s\)](#)[Return](#)

Equity in Athletics 2009

Institution: Bloomsburg University of Pennsylvania (211158)

User ID: E92111581

Screening Questions

Please answer these questions carefully as your responses will determine which subsequent data entry screens are appropriate for your institution.

1. How will you report Operating Expenses (i.e., Game Day expenses)?

- By Team Per Participant

2. Select the type of varsity sports teams at your institution.

- Men's Teams Only Women's Teams Only
 Both Men's Teams and Women's Teams Men's Teams and Coed Teams
 Women's Teams and Coed Teams Men's Teams and Women's Teams and Coed Teams
 Coed Teams Only

3. Do you have any assistant coaches?

- Yes
- | | |
|-------------------------------------|---------------|
| <input checked="" type="checkbox"/> | Men's Teams |
| <input checked="" type="checkbox"/> | Women's Teams |
| <input type="checkbox"/> | Coed Teams |
- No
-

Sports Selection - Men's and Women's Teams

Select the varsity sports teams at your institution.

Sport	Men's	Women's	Sport	Men's	Women's
Archery	<input type="checkbox"/>	<input type="checkbox"/>	Badminton	<input type="checkbox"/>	<input type="checkbox"/>
Baseball	<input checked="" type="checkbox"/>		Basketball	<input checked="" type="checkbox"/>	<input checked="" type="checkbox"/>
Beach Volleyball	<input type="checkbox"/>	<input type="checkbox"/>	Bowling	<input type="checkbox"/>	<input type="checkbox"/>
Cross Country	<input checked="" type="checkbox"/>	<input checked="" type="checkbox"/>	Diving	<input type="checkbox"/>	<input type="checkbox"/>
Equestrian	<input type="checkbox"/>	<input type="checkbox"/>	Fencing	<input type="checkbox"/>	<input type="checkbox"/>
Field Hockey		<input checked="" type="checkbox"/>	Football	<input checked="" type="checkbox"/>	
Golf	<input type="checkbox"/>	<input type="checkbox"/>	Gymnastics	<input type="checkbox"/>	<input type="checkbox"/>
Ice Hockey	<input type="checkbox"/>	<input type="checkbox"/>	Lacrosse	<input type="checkbox"/>	<input checked="" type="checkbox"/>
Rifle	<input type="checkbox"/>	<input type="checkbox"/>	Rodeo	<input type="checkbox"/>	<input type="checkbox"/>
Rowing	<input type="checkbox"/>	<input type="checkbox"/>	Sailing	<input type="checkbox"/>	<input type="checkbox"/>
Skiing	<input type="checkbox"/>	<input type="checkbox"/>	Soccer	<input checked="" type="checkbox"/>	<input checked="" type="checkbox"/>
Softball		<input checked="" type="checkbox"/>	Squash	<input type="checkbox"/>	<input type="checkbox"/>
Swimming	<input checked="" type="checkbox"/>	<input checked="" type="checkbox"/>	Swimming and Diving (combined)	<input type="checkbox"/>	<input type="checkbox"/>
Synchronized Swimming		<input type="checkbox"/>	Table Tennis	<input type="checkbox"/>	<input type="checkbox"/>
Team Handball	<input type="checkbox"/>	<input type="checkbox"/>	Tennis	<input checked="" type="checkbox"/>	<input checked="" type="checkbox"/>
Track and Field (Indoor)	<input checked="" type="checkbox"/>	<input checked="" type="checkbox"/>	Track and Field (Outdoor)	<input checked="" type="checkbox"/>	<input checked="" type="checkbox"/>
Track and Field and Cross Country (combined)	<input type="checkbox"/>	<input type="checkbox"/>	Volleyball	<input type="checkbox"/>	<input type="checkbox"/>
Water Polo	<input type="checkbox"/>	<input type="checkbox"/>	Weight Lifting	<input type="checkbox"/>	<input type="checkbox"/>
Wrestling	<input checked="" type="checkbox"/>	<input type="checkbox"/>	<u>Other Sports (Specify sports in the caveat box.) *</u>	<input type="checkbox"/>	<input type="checkbox"/>

CAVEAT

* If you indicated in the caveat box that your other sports are Dancing and/or Cheerleading, please also specify in the caveat box that your institution has a letter from the Office of Civil Rights confirming that the OCR has determined that Dancing and/or Cheerleading are varsity sports at your institution.

If after leaving this screen you return to it to add a sport, be sure to include associated data for that sport on subsequent screens. If you return to this screen to delete a sport, all associated data for that sport will be deleted from subsequent screens as well.


Athletics Participation - Men's and Women's Teams

Athletics Participation

Number of participants as of the day of the first scheduled contest

Varsity Teams	Men's Teams	Women's Teams
Baseball	28	
Basketball	16	13
Cross Country	16	20
Field Hockey		28
Football	93	
Lacrosse		20
Soccer	25	29
Softball		17
Swimming	24	26
Tennis	12	11
Track and Field (Indoor)	33	30
Track and Field (Outdoor)	32	31
Wrestling	28	
Total Participants Men's and Women's Teams	307	225
Unduplicated Count of Participants (If an individual participates on more than one team, count that individual only once on this line.)	260	174

CAVEAT



Head Coaches - Men's Teams

Head Coaches - Men's Teams

A full-time head coach is an individual who coaches one team full-time and is a full-time employee of the school.

Varsity Teams	Male Head Coaches				Female Head Coaches				Total Head Coaches
	Full-Time Coaching Duties	Part-Time Coaching Duties	Full-Time University Employee	Part-Time University Employee or Volunteer	Full-Time Coaching Duties	Part-Time Coaching Duties	Full-Time University Employee	Part-Time University or Volunteer	
Baseball	1		1						1
Basketball	1		1						1
Cross Country						1	1		1
Football	1		1						1
Soccer	1		1						1
Swimming		1	1						1
Tennis		1	1						1
Track and Field (Indoor)		1	1						1
Track and Field (Outdoor)		1	1						1
Wrestling	1		1						1
Coaching Position Totals	5	4	9	0	0	1	1	0	10

CAVEAT

Head Coaches - Women's Teams

Head Coaches - Women's Teams

A full-time head coach is an individual who coaches one team full-time and is a full-time employee of the school.

Varsity Teams	Male Head Coaches				Female Head Coaches				Total Head Coaches
	Full-Time Coaching Duties	Part-Time Coaching Duties	Full-Time University Employee	Part-Time University Employee or Volunteer	Full-Time Coaching Duties	Part-Time Coaching Duties	Full-Time University Employee	Part-Time University Employee or Volunteer	
Basketball	1		1						1
Cross Country						1	1		1
Field Hockey						1	1		1
Lacrosse					1		1		1
Soccer					1		1		1
Softball						1	1		1
Swimming		1	1						1
Tennis		1	1						1
Track and Field (Indoor)		1	1						1
Track and Field (Outdoor)		1	1						1
Coaching Position Totals	1	4	5	0	2	3	5	0	10

CAVEAT

Institution: Bloomsburg University of Pennsylvania (211158)

User ID: E92111581

Head Coaches' Salaries - Men's and Women's Teams

Head Coaches' Salaries

Enter salaries and bonuses only. Do not include benefits on this screen. Do not include volunteer head coaches in calculating average salary and average FTE.

	Men's Teams	Women's Teams
Average Annual Institutional Salary per Head Coach	<input type="text" value="58,878"/>	<input type="text" value="49,855"/>
Number of Head Coaches Included in Average	<input type="text" value="10"/>	<input type="text" value="10"/>
Number of Volunteer Head Coaches not Included in the Average	<input type="text"/>	<input type="text"/>
Average Annual Institutional Salary per Full-time equivalent (FTE)	84,111	83,092
Number of Full-time equivalents (FTEs) Included in Average	<input type="text" value="7.00"/>	<input type="text" value="6.00"/>

CAVEAT

Assistant Coaches - Men's Teams

Assistant Coaches - Men's Teams

A full-time assistant coach is an individual who coaches one team full-time and is a full-time employee of the school.

Male Assistant Coaches

Female Assistant Coaches

Varsity Teams	Male Assistant Coaches				Female Assistant Coaches				Total Assistant Coaches
	Full-Time Coaching Duties	Part-Time Coaching Duties	Full-Time University Employee	Part-Time University Employee or Volunteer	Full-Time Coaching Duties	Part-Time Coaching Duties	Full-Time University Employee	Part-Time University Employee or Volunteer	
Baseball	<input type="text"/>	<input type="text" value="3"/>	<input type="text"/>	<input type="text" value="3"/>	<input type="text"/>	<input type="text"/>	<input type="text"/>	<input type="text"/>	3
Basketball	<input type="text" value="1"/>	<input type="text"/>	<input type="text" value="1"/>	<input type="text"/>	<input type="text"/>	<input type="text"/>	<input type="text"/>	<input type="text"/>	1
Cross Country	<input type="text"/>	<input type="text" value="1"/>	<input type="text" value="1"/>	<input type="text"/>	<input type="text"/>	<input type="text"/>	<input type="text"/>	<input type="text"/>	1
Football	<input type="text" value="3"/>	<input type="text" value="7"/>	<input type="text" value="3"/>	<input type="text" value="7"/>	<input type="text"/>	<input type="text"/>	<input type="text"/>	<input type="text"/>	10
Soccer	<input type="text"/>	<input type="text" value="1"/>	<input type="text"/>	<input type="text" value="1"/>	<input type="text"/>	<input type="text"/>	<input type="text"/>	<input type="text"/>	1
Swimming	<input type="text"/>	<input type="text" value="1"/>	<input type="text" value="1"/>	<input type="text"/>	<input type="text"/>	<input type="text"/>	<input type="text"/>	<input type="text"/>	1
Tennis	<input type="text"/>	<input type="text"/>	<input type="text"/>	<input type="text"/>	<input type="text"/>	<input type="text"/>	<input type="text"/>	<input type="text"/>	0
Track and Field, Indoor	<input type="text"/>	<input type="text" value="1"/>	<input type="text" value="1"/>	<input type="text"/>	<input type="text"/>	<input type="text"/>	<input type="text"/>	<input type="text"/>	1
Track and Field (Outdoor)	<input type="text"/>	<input type="text" value="2"/>	<input type="text" value="1"/>	<input type="text" value="1"/>	<input type="text"/>	<input type="text"/>	<input type="text"/>	<input type="text"/>	2
Wrestling	<input type="text" value="1"/>	<input type="text"/>	<input type="text" value="1"/>	<input type="text"/>	<input type="text"/>	<input type="text"/>	<input type="text"/>	<input type="text"/>	1
Coaching Position Totals	5	16	9	12	0	0	0	0	21

CAVEAT

Assistant Coaches - Women's Teams

Assistant Coaches - Women's Teams

A full-time assistant coach is an individual who coaches one team full-time and is a full-time employee of the school.

Male Assistant Coaches

Female Assistant Coaches

Varsity Teams	Male Assistant Coaches				Female Assistant Coaches				Total Assistant Coaches
	Full-Time Coaching Duties	Part-Time Coaching Duties	Full-Time University Employee	Part-Time University Employee or Volunteer	Full-Time Coaching Duties	Part-Time Coaching Duties	Full-Time University Employee	Part-Time University Employee or Volunteer	
Basketball	<input type="text"/>	<input type="text"/>	<input type="text"/>	<input type="text"/>	1	<input type="text"/>	1	<input type="text"/>	1
Cross Country	<input type="text"/>	1	1	<input type="text"/>	<input type="text"/>	<input type="text"/>	<input type="text"/>	<input type="text"/>	1
Field Hockey	<input type="text"/>	1	1	<input type="text"/>	<input type="text"/>	<input type="text"/>	<input type="text"/>	<input type="text"/>	1
Lacrosse	<input type="text"/>	1	1	<input type="text"/>	<input type="text"/>	<input type="text"/>	<input type="text"/>	<input type="text"/>	1
Soccer	<input type="text"/>	1	<input type="text"/>	1	<input type="text"/>	<input type="text"/>	<input type="text"/>	<input type="text"/>	1
Softball	<input type="text"/>	<input type="text"/>	<input type="text"/>	<input type="text"/>	1	<input type="text"/>	1	<input type="text"/>	1
Swimming	<input type="text"/>	1	1	<input type="text"/>	<input type="text"/>	<input type="text"/>	<input type="text"/>	<input type="text"/>	1
Tennis	<input type="text"/>	<input type="text"/>	<input type="text"/>	<input type="text"/>	<input type="text"/>	<input type="text"/>	<input type="text"/>	<input type="text"/>	0
Track and Field (Indoor)	<input type="text"/>	1	1	<input type="text"/>	<input type="text"/>	<input type="text"/>	<input type="text"/>	<input type="text"/>	1
Track and Field (Outdoor)	<input type="text"/>	2	1	1	<input type="text"/>	<input type="text"/>	<input type="text"/>	<input type="text"/>	2
Coaching Position Totals	0	8	6	2	2	0	2	0	10

CAVEAT

Institution: Bloomsburg University of Pennsylvania (211158)

User ID: E92111581

Assistant Coaches' Salaries - Men's and Women's Teams

Assistant Coaches' Salaries

Enter salaries and bonuses only. Do not include benefits on this screen. Do not include volunteer assistant coaches in calculating average salary and average FTE.

	Men's Teams	Women's Teams
Average Annual Institutional Salary per Assistant Coach	32,122	26,203
Number of Assistant Coaches Included in Average	13	9
Number of Volunteer Assistant Coaches not Included in the Average	8	1
Average Annual Institutional Salary per Full-time equivalent (FTE)	62,419	56,418
Number of Full-time equivalents (FTEs) Included in Average	6.69	4.18

CAVEAT

Athletically Related Student Aid - Men's and Women's Teams

Athletically Related Student Aid

Athletically related student aid is any scholarship, grant, or other form of financial assistance, offered by an institution, the terms of which require the recipient to participate in a program of intercollegiate athletics at the institution. Other student aid, of which a student-athlete simply happens to be the recipient, is not athletically related student aid. If you do not have any aid to report, enter a 0.

	Men's Teams	Women's Teams	Total
Total	382,406	230,672	613,078
Ratio (percent)	62	38	100%

CAVEAT

Institution: Bloomsburg University of Pennsylvania (211158)

User ID: E92111581

Recruiting Expenses - Men's and Women's Teams

Recruiting Expenses

Recruiting expenses are all expenses an institution incurs attributable to recruiting activities. This includes, but is not limited to, expenses for lodging, meals, telephone use, and transportation (including vehicles used for recruiting purposes) for both recruits and personnel engaged in recruiting, and other expenses for official and unofficial visits, and all other expenses related to recruiting. If you do not have any recruiting expenses to report, enter a 0.

	Men's Teams	Women's Teams	Total
Total	<input type="text" value="27,497"/>	<input type="text" value="13,996"/>	41,493

CAVEAT


Operating Expenses (i.e., Game-Day Expenses) - Men's and Women's Teams by Team

Operating Expenses by Team

Operating expenses are all expenses an institution incurs attributable to home, away, and neutral-site intercollegiate athletic contests (commonly known as "game-day expenses"), for (A) Lodging, meals, transportation, uniforms, and equipment for coaches, team members, support staff (including, but not limited to team managers and trainers), and others; and (B) Officials.

Varsity Teams	Participants	Men's Teams		Participants	Women's Teams		Total Operating Expenses
		Operating Expenses per Participant	By Team		Operating Expenses per Participant	By Team	
Basketball	16	1,745	27,926	13	2,552	33,171	61,097
Football	93	1,118	103,999				103,999
Baseball	28	1,529	42,812				42,812
Cross Country	16	451	7,214	20	357	7,133	14,347
Field Hockey				28	1,597	44,709	44,709
Lacrosse				20	1,288	25,755	25,755
Soccer	25	1,032	25,791	29	1,565	45,393	71,184
Softball				17	3,043	51,729	51,729
Swimming	24	911	21,874	26	1,010	26,261	48,135
Tennis	12	1,618	19,419	11	1,847	20,321	39,740
Track and Field (Indoor)	33	212	7,000	30	178	5,349	12,349
Track and Field (Outdoor)	32	219	7,000	31	173	5,349	12,349
Wrestling	28	1,579	44,214				44,214
Total Operating Expenses Men's and Women's Teams	307		307,249	225		265,170	572,419

CAVEAT




Total Expenses - Men's and Women's Teams

Expenses by Team

Expenses are all expenses attributable to intercollegiate athletic activities. This includes appearance guarantees and options, athletically related student aid, contract services, equipment, fundraising activities, operating expenses, promotional activities, recruiting expenses, salaries and benefits, supplies, travel, and any other expenses attributable to intercollegiate athletic activities.

Varsity Teams	Men's Teams	Women's Teams	Total
Basketball	254,994	219,499	474,493
Football	796,029		796,029
Baseball	160,173		160,173
Cross Country	42,477	54,464	96,941
Field Hockey		432,020	432,020
Lacrosse		139,073	139,073
Soccer	137,489	203,873	341,362
Softball		270,160	270,160
Swimming	99,697	117,331	217,028
Tennis	83,177	88,419	171,596
Track and Field (Indoor)	41,228	40,847	82,075
Track and Field (Outdoor)	41,228	40,847	82,075
Wrestling	399,797		399,797
Total Expenses of all Sports, Except Football and Basketball, Combined	1,005,266	1,387,034	2,392,300
Total Expenses Men's and Women's Teams	2,056,289	1,606,533	3,662,822
Not Allocated by Gender/Sport			1,079,822
Grand Total Expenses			4,742,644

CAVEAT




Total Revenues - Men's and Women's Teams

Revenues by Team

Revenues are all revenues attributable to intercollegiate athletic activities. This includes revenues from appearance guarantees and options, an athletic conference, tournament or bowl games, concessions, contributions from alumni and others, institutional support, program advertising and sales, radio and television, royalties, signage and other sponsorships, sport camps, state or other government support, student activity fees, ticket and luxury box sales, and any other revenues attributable to intercollegiate athletic activities.

Varsity Teams	Men's Teams	Women's Teams	Total
Basketball	212,095	188,858	400,953
Football	855,393		855,393
Baseball	130,361		130,361
Cross Country	37,250	42,174	79,424
Field Hockey		507,281	507,281
Lacrosse		118,433	118,433
Soccer	145,746	151,474	297,220
Softball		218,316	218,316
Swimming	97,702	92,573	190,275
Tennis	95,406	93,620	189,026
Track and Field (Indoor)	36,155	31,630	67,785
Track and Field (Outdoor)	36,155	31,631	67,786
Wrestling	365,000		365,000
Total Revenues of all Sports, Except Football and Basketball, Combined	943,775	1,287,132	2,230,907
Total Revenues Men's and Women's Teams	2,011,263	1,475,990	3,487,253
Not Allocated by Gender/Sport			1,275,787
Grand Total for all Teams (includes by team and not allocated by gender/sport)			4,763,040

CAVEAT




Institution: Bloomsburg University of Pennsylvania (211158)

User ID: E92111581

Summary - Men's and Women's Teams

Revenues and Expenses Summary

	Men's Teams	Women's Teams	Total
1 Total of Head Coaches' Salaries	588,780	498,550	1,087,330
2 Total of Assistant Coaches' Salaries	417,586	235,827	653,413
3 Total Salaries (Lines 1+2)	1,006,366	734,377	1,740,743
4 Athletically Related Student Aid	382,406	230,672	613,078
5 Recruiting Expenses	27,497	13,996	41,493
6 Operating Expenses	307,249	265,170	572,419
7 Summary of Subset Expenses (Lines 3+4+5+6)	1,723,518	1,244,215	2,967,733
8 Total Expenses	2,056,289	1,606,533	3,662,822
9 Total Expenses Minus Subset Expenses (Line 8 – Line 7)	332,771	362,318	695,089
10 Not Allocated Expenses			1,079,822
11 Grand Total Expenses (Lines 8+10)			4,742,644
12 Total Revenues	2,011,263	1,475,990	3,487,253
13 Not Allocated Revenues			1,275,787
14 Grand Total Revenues (Lines 12+13)			4,763,040
15 Total Revenues Minus Expenses (Line 12- Line 8)	-45,026	-130,543	-175,569
16 Grand Total Revenues Minus Grand Total Expenses (Line 14- Line 11)			 20,396

Please review this screen carefully. **The amount of Grand Total Revenues must be equal to or greater than the amount of Grand Total Expenses** before you can lock your survey data. If it is not, you must go back and correct the amounts you entered on the Total Revenues and/or Total Expenses screen(s).

Remember that your **Total Revenues** and **Total Expenses** screens must include amounts you entered on some of the other screens. That is:

- The amount you entered on the Athletically Related Student Aid screen must be included with all of your other revenues (budget, ticket sales, etc.) on the **Total Revenues** screen. For detailed information on what to include in Total Revenues, click on 'Click here for screen instructions' on the Total Revenues screen.
- The amount you entered on the Operating Expenses, Recruiting Expenses, and Athletically Related Student Aid screens must be included with all of your other expenses (salaries and benefits, equipment, etc.) on the **Total Expenses** screen. For detailed information about what to include in Total Expenses, click on 'Click here for screen instructions' on the Total Expenses screen.


To return to the data entry screens to make corrections, click on the link in the menu on the left of this screen.

To proceed to the Supplemental Information screen, click on that link in the menu or click on the 'Next' button on the bottom of this screen.

Supplemental Information

Supplemental Information

This screen is optional. You may use it to provide additional information to help the reader better understand the data you have provided in this survey, or to help a prospective student-athlete make an informed choice of an athletic program. If you do not want to enter any supplemental information, please leave this screen blank.



Print Form(s)

Return